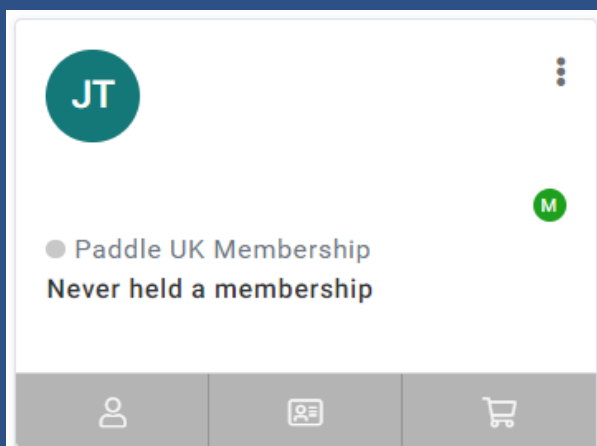


# Adding club associate memberships on JustGo:

Log into JustGo [HERE!](#) and head to the 'Club Members' section in the Menu.

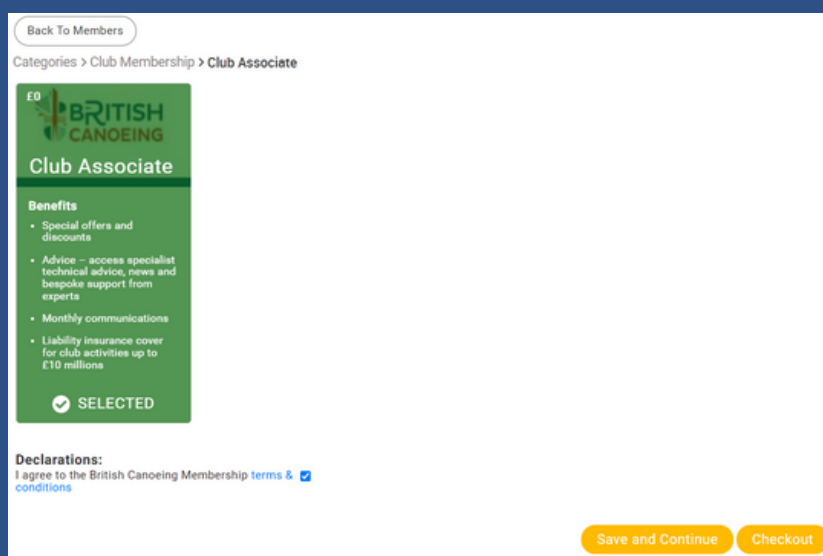
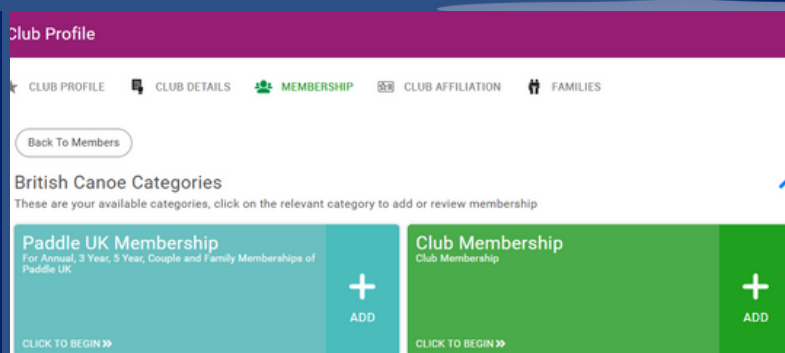


If you are adding an individual club associate membership, find the member you wish to add a club associate membership to and select the middle license icon circled. Then select the blue 'Buy Membership' button.

If you need to add multiple club associate memberships then you can head to the Bulk Renew feature!

Two membership options will appear like this, club associate memberships are under the club membership category.

**Remember:** Club Plus customers may see more options on this page!

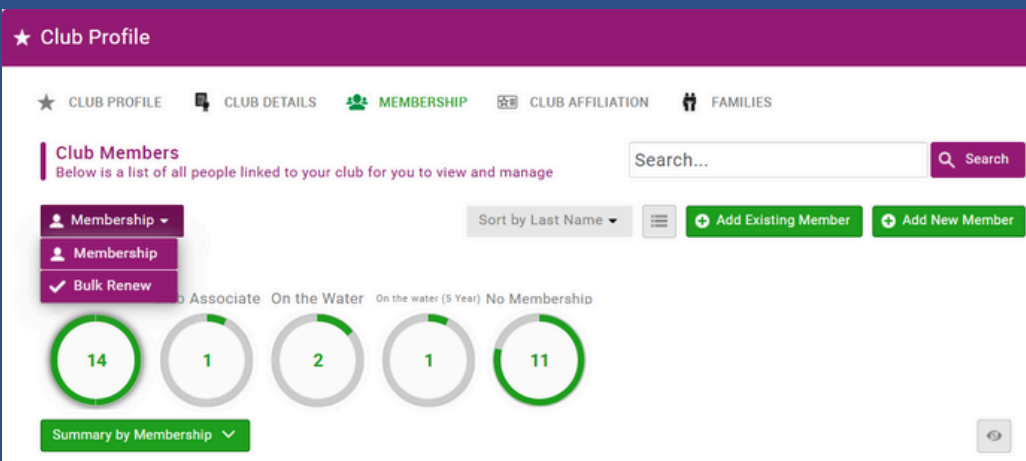


This page will then appear, don't forget to tick the declaration box and then hit the yellow 'Checkout' button.

You will need to complete the checkout process as normal for a £0.00 transaction. You will not be asked for any payment details to do this.

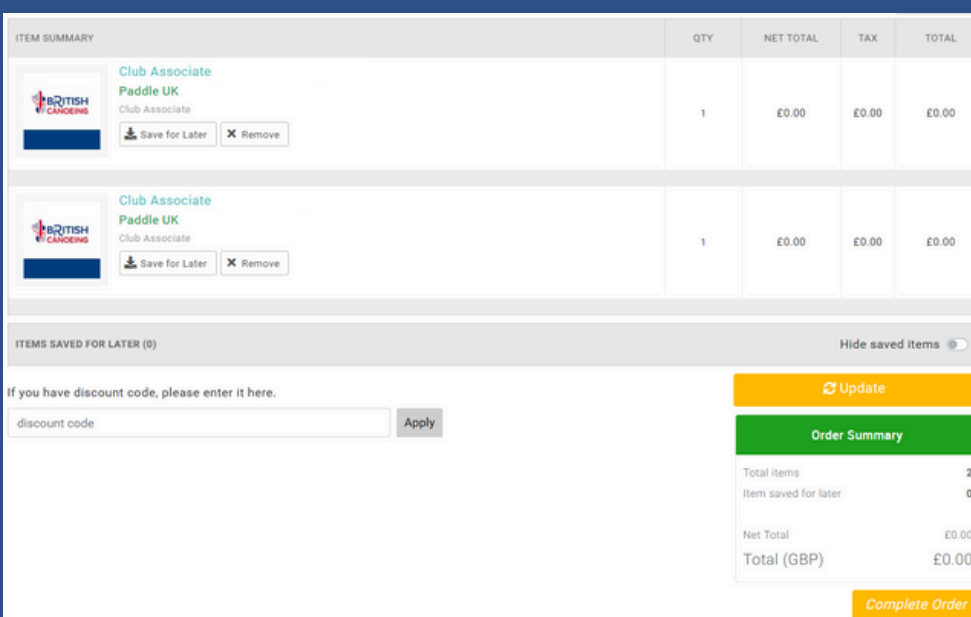
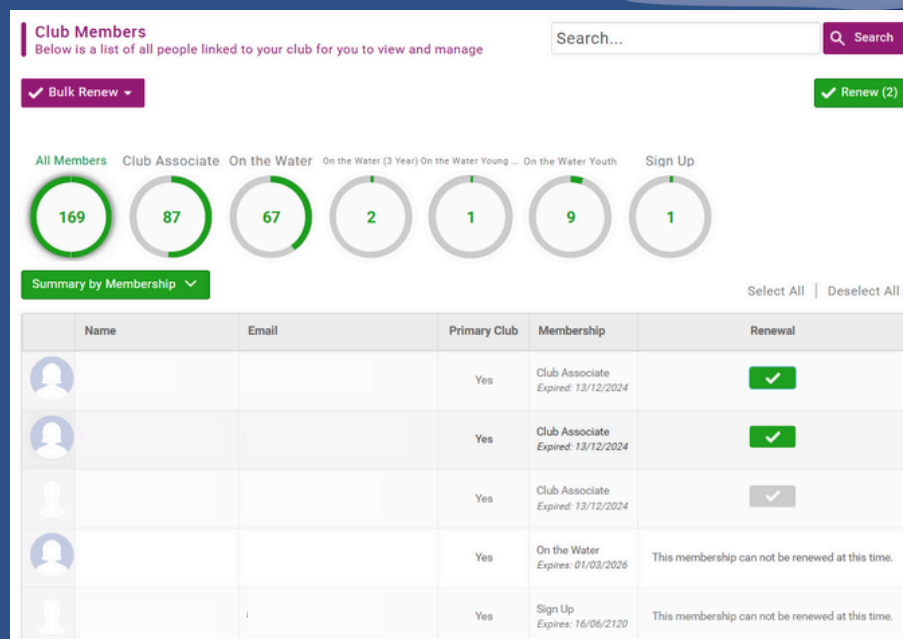
**Handy Tip!** If your cart is showing more than £0.00 for this transaction, make sure there is nothing there from a previous browsing session.

# Bulk Renew Feature:



If you have a few members to add, you can use the bulk renew feature instead! Head to your Membership page and select the Membership drop down button shown here and then 'Bulk Renew'

All of your members will appear in a list format like this:  
All members eligible for renewal will have a grey tick in their row. Tick the members you wish to renew and when you are done, select the green 'Renew' button below the search bar.



All of your members you have ticked to renew will appear in your cart like this:  
Select the yellow 'Complete Order' button and you are done!

**Handy tip:** where a member's on the water membership expires and you have the option to renew, the system will try to renew their membership, not add them as a Club Associate.